



## Person-to-Person (P2P) Payments

### Sending a Transfer to Another Person Outside of Impact

#### Online Banking Quick Reference Guide

Person to person payments allow members to securely send money to individuals or themselves outside of impact. This convenient feature makes it easy to send money to friends, family, another personal account, or trusted individual without needing their account information. Members can access P2P directly through online or mobile banking, enter recipients, contact information and securely complete the transaction in just a few steps.

---

#### **P2P Safety Tips**

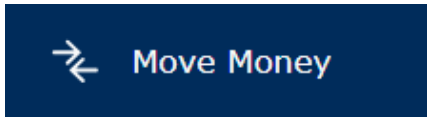
Only send money to people you know and trust

Verify recipient information carefully before sending

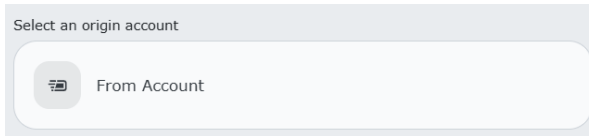
Payments sent to the wrong person may not be recoverable

---

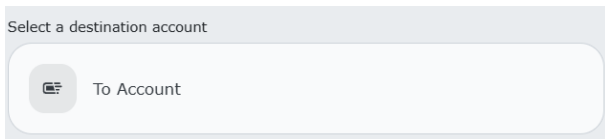
1. Log into online banking.
2. Click Move money on the menu.



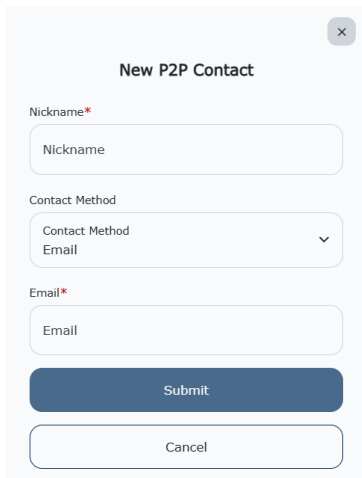
3. Select the share/account of choice in select an origin box



4. Select a Destination Account:



5. If you have added a P2P contact as a destination already, select that destination in the drop-down box.
6. If you have not, click add P2P Contact, enter nickname for person, select verification method, email or phone number. Type in that person's contact information. That member must verify before you can precede to transfer.



7. Once Verified by P2P Contact: Choose desired frequency, date of transfer, payment amount
8. Add memo if desired for description.
9. Review and submit.